



Welcome to

Early Years
Foundation Stage:

F2 Meet and Greet



Meet the F2 team



Miss Ross
Hedgehog
Class teacher
EYFS Lead



Mrs Pride
Reception
teacher



Miss Bradshaw
Pupil support



Miss Jardine
Robin Class
teacher
EYFS Lead



Miss Doel
F2 Teaching
Assistant

Other key members of staff



- Mrs Stapleton - Headteacher and DSL
- Mrs Want - Deputy Headteacher and DDSL
- Mrs Coward - School Business Manager
- Mrs Raynor - School Office Manager and Attendance Officer
- Mrs Bennet - SENCO
- Mrs Lineker - Curriculum, Teaching & learning lead, DDSL and Assistant Head



Reminders

- The school gates open at 8.30am and close promptly at 8.45am.
- If you arrive after this time you will need to enter via the main entrance on Chippenham Road and enter via the school office.
- Please be at school on time to give your child the best start to the day. Report an absence to the office.
- Bring book bags, coats, lunchboxes, water bottles every day. Please do not bring toys to school.
- PE is on a Monday afternoon.
- The school day finishes at 3.00pm

We are GOLDEN and we SPARKLE

I decide what to do and find what I need.



Self-motivated

I say please and thank you.



Polite

I think about my work and want to make it even better!



Ambitious

I never give up.



Resilient

I work well in a team.



Kind

I ask questions to find out more.



Learner

I always try my best at everything I do.



Enthusiastic

GOLDEN RULES:

- ❖ We take care of everyone and everything.
- ❖ We show good manners at all times.
- ❖ We follow instructions straight away.




EYFS curriculum

- 7 areas of learning- 3 prime areas and 4 specific. These consist of:
 - ❖ **PSED**- building relationship, self-regulation and managing self.
 - ❖ **Communication and language**- listening attention and understanding.
 - ❖ **Physical development**- gross and fine motor skills.
 - ❖ **Literacy**- comprehension, word reading and writing.
 - ❖ **Mathematics**- number and numerical pattern.
 - ❖ **Understanding the world**- past and present, people cultures and communities, the natural world.
 - ❖ **Expressive arts**- creating with materials and being imaginative and expressive.



▶ Little Wandle- Phonics and reading

- Little Wandle Letters and Sounds revised- Systematic Synthetic Phonics (SSP) programme to teach early reading and spelling.
- Phonics is making connections between the sounds of our spoken words and the letters that are used to write them.
- Phonics book and pleasure for reading book sent home weekly.
- Red Ted- share a book and read at least 3 times a week.
- Importance: A love of reading is the biggest indicator of future academic success



Supporting Phonics at home:

- Phonics and reading Stay and Learn -
- Wednesday 8th October

- Please look at the phonics links on the class page on the Glade Hill website

- Read **E**very **D**ay **T**alk **E**very **D**ay




**Phase 2 sounds taught in
Reception Autumn 1**



**Phase 2 sounds taught in
Reception Autumn 2**

Class page on website



Glade Hill Primary and Nursery School
We are Golden and we SPARKLE

- Home
- About Us
- Key Information
- News and Events
- Parents
- Children

Foundation - Amazing Acorns

Home >> Children >> Class Pages >> Foundation - Amazing Acorns

Please Click on the Stars below to enter the web page for each EYFS Class



F2- Miss Ross Hedgehogs



F2 - Miss Jardine Robins



F1 - Elephants & Giraffes

Please see below for a copy of our EYFS Policy:

EYFS Policy Sept 21.pdf

F2- Miss Ross Hedgehogs

Home >> Children >> Class Pages >> Foundation - Amazing Acorns >> F2- Miss Ross Hedgehogs

Welcome to **AMAZING ACORNS** and the **Hedgehog Class**



We are so happy to welcome you all back to school – we hope you all had a great summer - and we would like to say an especially big 'well done' to the children and parents who are new to Glade Hill. The beginning and end of the day has run so smoothly and we hope you agree very safely. **All** our children are displaying **GOLDEN** and **SPARKLY** behaviour throughout the day and we have been hugely impressed how quickly they have settled to their new routines and classrooms.

[If you need to contact Miss Ross, please email me at acorns@gladehill.nottingham.sch.uk](mailto:acorns@gladehill.nottingham.sch.uk)
or ring the school office!



Summer 2: What a wonderful world



Summer 1: Down on the farm



Spring 2: Explorers

Summer 1: Down on the farm

Home >> Children >> Class Pages >> Foundation - Amazing Acorns >> F2- Miss Ross Hedgehogs >> Summer 1: Down on the farm



Down on the farm photo gallery



Stonebridge City Farm trip photos

Down on the farm



This term in Reception we will be learning about all the things 'down on the farm'. We will be planting and tending to our own vegetable seeds and plants, learning how to take care of animals and, observing the frog lifecycle. We will also have our school trip to Stonebridge City Farm where we will be learning about farm animals, having a bug hunt and many more exciting activities. Furthermore, we will be celebrating different events such as Ramadan, Passover and St. George's day.



In Literacy, we will read *The Little Red Hen*, *Rosie's Walk* and *What the Ladybird heard*. Alongside these texts, we will be making bread and making wanted posters to capture Lanky Len and Hefty Hugh. In Phonics, we will continue to learn with Phases 2, 3 and 4 and challenging our children with new tricky words.



In Maths, we will be learning to subitise structured and unstructured patterns, including those which show numbers within 10, in relation to 5 and 10 and, continue to develop verbally count to 20 and beyond. We will also explore the composition of 10 and order sets of

objects.



Thank you for your continued support and we look forward to starting our Summer term ☺

▶ TAPESTRY

Please ask a member of staff
If you can not get on to Tapestry

Jamie's train play

by Steve Edwards added Oct 30 2013 05:39 PM

1 assessment

Jamie Edwards

Print



Notes

Jamie really enjoyed building a train track today, and especially liked the fact that it lived in its own tunnel. He was the train driver, and his train was called Thomas, which was very funny because Thomas is also his brother's name!

Characteristics of Learning

Playing and Exploring

Playing with what they know

— Representing their experiences in play

— Taking on a role in their play

Leave a reply

Questions

