

Knowledge Organiser F2 Summer 1



This terms theme: Down on the farm.

Our new theme this term is Down on the farm and we will be focussing on the life cycles of animals found on the farm, how to take care of pets and habitats plus, meeting some donkeys. We will also be learning about mapping journeys like Rosie's walk and What the Ladybird heard.

We will be exploring and using the following knowledge/ vocabulary this term:



- *Life cycle*- is the journey of a living thing from beginning to end.
- *Windmill*- a building with sails that turn in the wind and creates power to grind corn into flour.
- *Map symbols*- A map is essentially a smaller representation of the real world, so map symbols represent real objects and landmarks.
- Key texts that will support our learning this term:




SCAN ME



SCAN ME



SCAN ME



Please scan the QR codes to access You tube clips of the texts.

Favourite five books

In Amazing Acorns, each half term we select five favourite books that we read at the end of each day. The purpose of this is to develop the children's vocabulary, support the teaching of rhyme, alliteration and key PSHE themes, such as friendships, resilience and self regulation.

Please scan the QR codes to access the YouTube clips to view at home.



Martha maps it out



SCAN ME

Grandad's Island



SCAN ME

Koala makes the right choice



SCAN ME

Remixed



SCAN ME

The extraordinary gardener



SCAN ME

Key knowledge - things your child will learn this term.

Personal, social and emotional development:

- I know that all behaviours can have consequences
- I can set a target and reflect on progress throughout
- I will begin to develop relationships with other adults around the school.

Communication, Language and Literacy:

- I can retell the story once I have developed a deep familiarity with the text; some as exact repetition and some in their own words.
- I can use new vocabulary in different contexts.

Physical development:

- I can paint using thinner paintbrushes
- I can hold scissors correctly and cut out small shapes
- I can create short sequences using shapes, balances and travelling actions
- I can balance and safely use apparatus
- I can jump and land safely from a height
- I can explore traveling around, over and through apparatus
- I can write letters using the correct letter formation and control the size of letter

English:

- I can write simple sentences containing Phase 3 tricky words
- I can describe appearance
- I can begin to answer questions about what I have read
- I can begin to write longer words which are spelt phonetically
- I can begin to use capital letters at the start of a sentence

Little Wandle Phonics:

Wk 1 - Phase 4 CVCC words with short vowels

Tricky word: said so have like

Wk 2 - Phase 4 CCVC words

Tricky word: some come love do

Wk 3 - Phase 4 CCVCC

Tricky word: were here little says

Wk 4 - Phase 4 longer and compound words

Tricky word: there when what one

Wk 5 - Phase 4 words ending in -ing, -ed/t/, -ed/id/ed and -est.

Tricky word: out today

Mathematics: I can

- Count larger sets and things that cannot be seen
- Subitise to 6, including in structured arrangements Compose using 5 and a bit
- Compose amounts to 10
- Compare with links to ordinality
- Play track games

Understanding the world:

- I can say which people are special and why
- I will learn about the past through settings, characters and events encountered in books read in class and story telling
- (Milling)
- I can name and describe animals that live in different habitats -
- I will discuss to care for animals
- I will investigate how materials change over time
- Investigate life cycles
- I will use simple symbols are used to identify features on a map.

Expressive arts and design:

- I can use some cooking techniques
- I can create narratives based around stories and invent their own
- I can tools such as scissors, staplers, clay tools, split pins, and shape cutters competently and appropriately
- I can listen to and move in time to music

Why not try this at home with your child?

Here are some fun ideas that will support the learning at school in your home. If you complete one or all, please add to your child's Tapestry or email to acorns@gladehill.nottingham.sch.uk so we can celebrate as a class.

Build a minibeast habitat in your garden.



SCAN ME

Consolidate odd and even learning with BBC Bitesize-

[Odd and even | numbers | reception maths - BBC Bitesize](#)



Visit Green's Windmill in Sneinton for FREE and see how flour is milled.

[Green's Mill and Science Centre – A restored and working windmill in Nottingham, UK \(greensmill.org.uk\)](http://greensmill.org.uk)



Green's Windmill & Science Centre