



# KS2 DATA FOR CHILDREN WITH SEND

## KS2 Attainment 2019

13 pupils

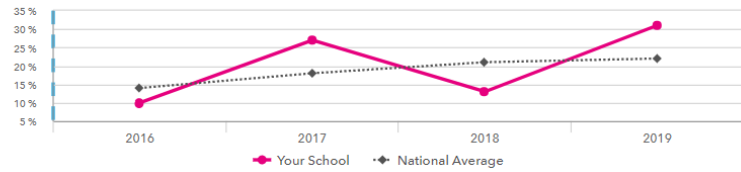
% Expected standard+ (Re, Wr, Ma) ▼

# 31%

FFT Rank



In line with the national average (22%)



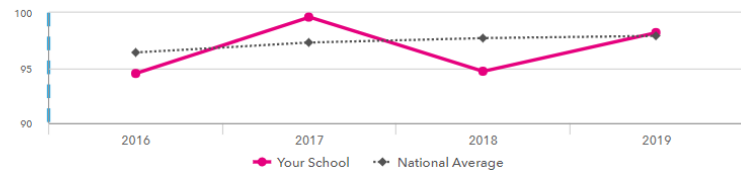
Average Scaled Score (Re, GPS, Ma) ▼

# 98.2

FFT Rank



In line with the national average (97.9)



## KS2 Attainment 2019

13 pupils

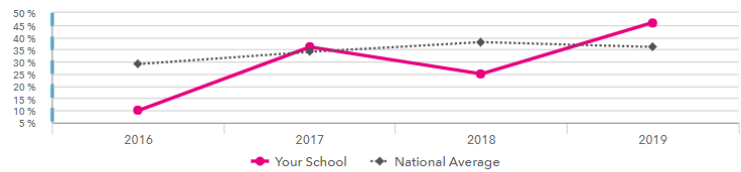
% Expected standard+ Reading ▼

# 46%

FFT Rank



In line with the national average (36%)



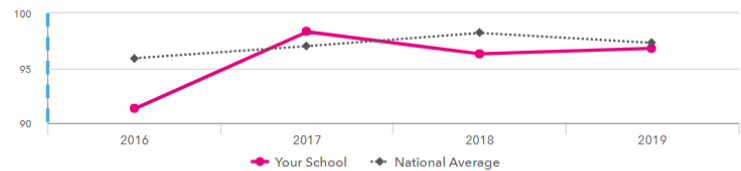
Scaled Score Reading ▼

# 96.8 pts

FFT Rank



In line with the national average (97.3)



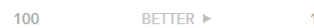
## KS2 Attainment 2019

13 pupils

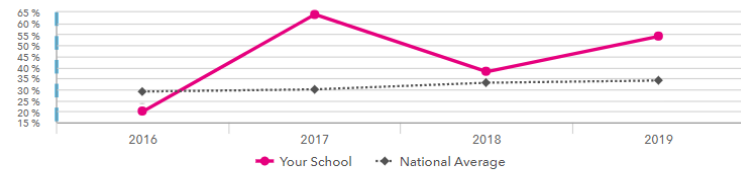
% Expected standard+ Writing ▼

# 54%

FFT Rank



In line with the national average (34%)



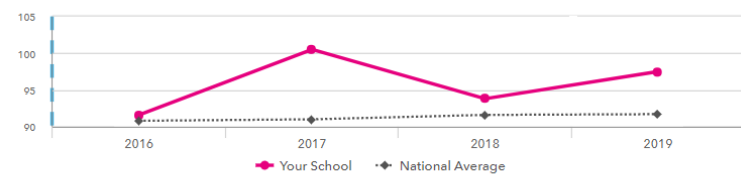
Scaled Score Writing ▼

# 97.5

FFT Rank



In line with the national average (91.7)



KS2 Attainment 2019

13 pupils

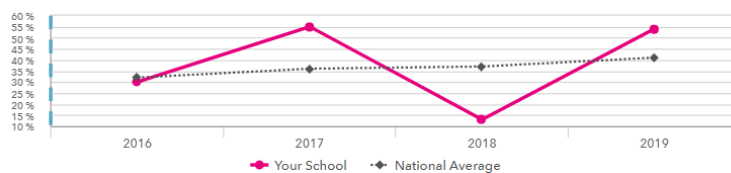
% Expected standard+ Maths

54%

FFT Rank



In line with the national average (41%)



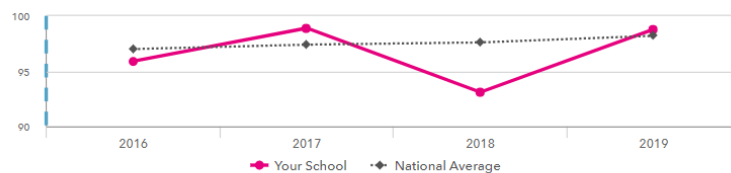
Scaled Score Maths

98.8 pts

FFT Rank



In line with the national average (98.2)



KS2 Attainment 2019

13 pupils

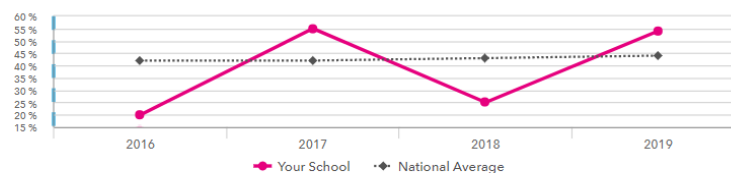
% Expected standard+ Science

54%

FFT Rank



In line with the national average (44%)



KS2 Attainment 2019

13 pupils

% Expected standard+ Grammar, Punctuation & Spelling

46%

FFT Rank



In line with the national average (36%)

